



# *August 16, 2014*

## *Monthly Match*

### *Stages*

*Provided by Man from Little River*

**NOTE FOR THE MONTH OF AUGUST NO WARM UP STAGE PROVIDED. POSSE WITH SHOOT 4 STAGES BREAK FOR LUNCH AND SHOOT LAST TWO STAGES AFTER. THIS WILL ALLOW FOR EARLY COMPLETION OF MATCH DUE TO EXTREME HEAT. AWARDS WILL BE AT SRGC MAIN CLUBHOUSE SHORTLY AFTER MATCH COMPLETION. NOTE: PLEASE BRING A LUNCH AS THERE WILL BE NO VENDOR THIS MONTH DUE TO THEIR BEING AT THE GRAND AMERICAN TRAP CHAMPIONSHIP.**

**Due to only three shooters last month, the same stages will be shot this month.**

STAGE	BAY	PISTOL COUNT	RIFLE COUNT	SHOTGUN COUNT	NUMBER OF MOVES	SEQUENCE	TARGETS USED	PROPS USED
1	12	10	10	4+	0	P-P-R-S	5 PISTOL / RIFLE 4 SHOTGUN	table use range table for unloading need cover loading table
STAGE 1		bonus none						
2	12	10	10	4+	0	R-P-P-S	SAME AS STAGE 1	same as stage 1
STAGE 2		bonus none						
3	11	10	10	4+	1	R-P-P-S	3 RIFLE 3 PISTOL AND 4 SHOTGUN all 16 x 24	2 tables Use range table for unload need cover and loading table
STAGE 3		bonus none						
4	11	10	10	4+	1	P-P-R-S	SAME AS 3	SAME AS 3
STAGE 4		bonus none						
5	12	10	10	4+	0	R-P-P-S	4 PISTOL / RIFLE 4 SHOTGUN	table use range table for unloading need cover loading table
STAGE 5		bonus none						
6	5	10	10	4+	0	P-P-R-S	SAME AS 5	SAME AS FIVE
STAGE 6		bonus none						

TOTAL                    60    60    24+    2

BONUS TOTAL

## August 16, 2014 Stage 1 - Bay 12

### Story:


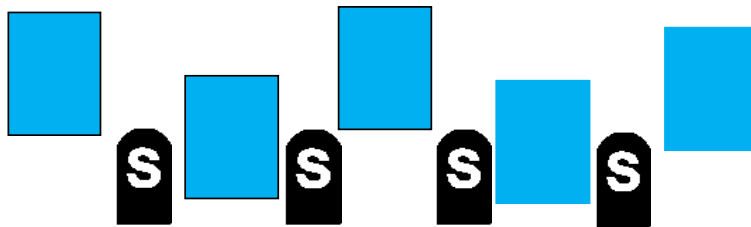
The hot summer is here and cattle need looking after, ranch hands are out checking on herds and ever watchful for those that chose to steal rather than work.

Two Revolvers and 10 Cartridges, Rifle and 10 Cartridges, Shotgun and 4 + Shells

**Staging:** Rifle loaded with 10 rounds staged on table. Shotgun staged open and empty on table. Pistols loaded with 5 rounds each and holstered. Start standing behind table with hands flat not touching long guns.

### Procedure:

When ready say "*Be always watchful*". At the beep draw first pistol, engage the pistol targets in a Sweep from either direction, holster. Draw second pistol and repeat the same, holster. With rifle two sweeps from either direction. Return open and empty rifle to table. With shotgun and engage shotgun targets in any order. Note pistol and rifle shot on same targets.



START

## August 16, 2014 Stage 2 - Bay 12

### Story:

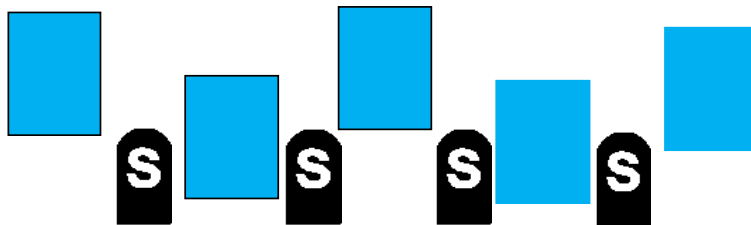
The ranchhands spot some riders near the herd and start toward them to check out, but the riders head off. This alerts them that a more watchful eye is needed.

### Two Revolvers and 10 Cartridges, Rifle and 10 Cartridges, Shotgun and 4 + Shells

**Staging:** Rifle loaded with 10 rounds staged on table. Shotgun staged open and empty on table. Pistols loaded with 5 rounds each and holstered. Start standing behind table with hands on hat brim.

### Procedure:

When ready say "*Riders on hill*". At the beep with rifle engage targets in a double tap sweep starting from either direction. Make safe. With Pistols as needed double tap targets starting from either end. With shotgun engage shotgun targets in any order.



START

August 16, 2014 Stage 3 Bay 11

Story:

*The ranch hands alert the other range riders to be on the lookout for unknown group of riders. Need to keep away from herds.*

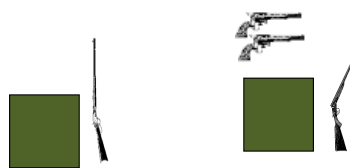

**Two Revolvers and 10 Cartridges, Rifle and 10 Cartridges, Shotgun and 4 + Shells**

Staging:

Rifle loaded with 10 rounds and staged on left table. Shotgun open and empty staged on right table. Pistols loaded with 5 rounds each and holstered. Starting position standing behind left table with hands on pistols.

Procedure:

When ready say **"RIDERS ALERTED "**. At the beep, engage the rifle targets in two 2-1-2 sweeps from either direction. Make rifle safe on left table. Move to right table and with first pistol and engage pistol targets in a 2-1-2 sweep from either direction, and repeat with second pistol, holster. Retrieve shotgun and engage shotgun targets in any order.



START

August 16, 2014 Stage 4 Bay 11

Story:

*The Range Riders come up on a group herding cattle away from the ranch property and give chase to protect the herd.*

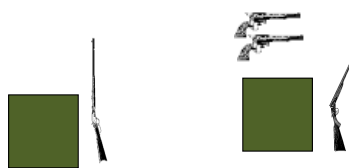

**Two Revolvers and 10 Cartridges, Rifle and 10 Cartridges, Shotgun and 4 + Shells**

Staging:

Rifle loaded with 10 rounds and staged on left table. Shotgun open and empty staged on right table. Pistols loaded with 5 rounds each and holstered. Starting position standing behind right table with hands at side.

Procedure:

When ready say "**GIVING CHASE**". At the beep, engage the targets with first pistol with at least one round on each, (5 on 3). Repeat with second pistol. With shotgun engage the right two shotgun targets, take shotgun with you to left table, make safe on left table. Pick up rifle and engage the rifle targets with at least one round on each, (10 on 3). With shotgun engage the two left remaining shotgun targets.



START

# August 16, 2014 Stage 5 Bay 10

Story:

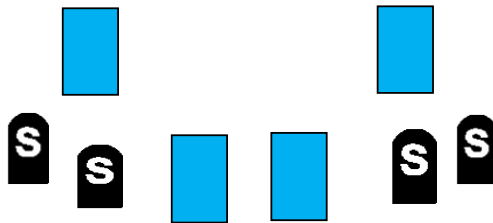
The Range Riders close in on the rustlers and get herd back.

Two Revolvers and 10 Cartridges, Rifle and 10 Cartridges, Shotgun and 4 + Shells

Staging:

Rifle loaded with 10 rounds and held at cowboy port arms. Pistols loaded with 5 rounds each and holstered. Shotgun is staged on the table open and empty.

**Procedure:** When ready say "TAKE CARE OF HERD". At the beep engage the rifle targets in an alternating sweep from either direction. Make rifle safe. Using pistols as needed engage pistol targets in a continuous alternating sweep from either direction. Holster. Engage shotgun targets in any order.



Start

## August 16, 2014 Stage 6 Bay 10

### Story:

The Range Riders having herd back some break off and overtake the rustlers and take them to town for justice.

**Two Revolvers and 10 Cartridges, Rifle and 10 Cartridges, Shotgun and 4 + Shells**  
**Staging:**

Rifle loaded with 10 rounds staged on table. Pistols loaded with 5 rounds each and holstered. Shotgun is staged on the table open and empty.

**Procedure:** When ready say "**Rustling days are over**". At the beep with first pistol engage the left pistol target with five (5) rounds, with second pistol engage the right pistol target with five (5) rounds, holster. With Rifle engage the rifle targets with five (5) rounds on each, starting on left target. Make rifle safe. Engage shotgun targets starting on left two first then the right two in any order on each pair.

